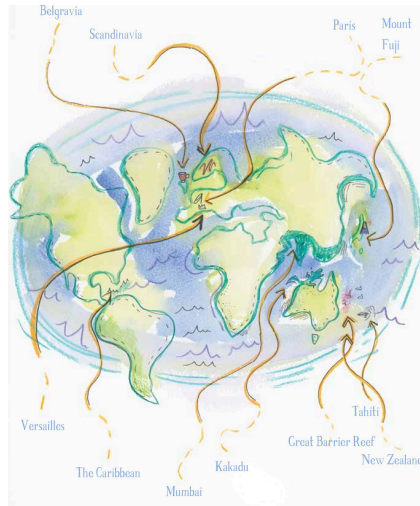


Where do Teachers Go at Night?

Written by Harriet Cuming

Illustrated by Sophie Nora

Published by Little Steps Publishing



SYNOPSIS

Where do Teachers go at Night?

Where do teachers go at night, when we've all gone home and they've turned out the light? From skinny-dipping in the Caribbean to climbing Mount Fuji, discover what our everyday teachers get up to behind our backs.

Where ELSE do Teachers go at Night?

Where ELSE do teachers go at night, when we've all gone home and they've turned out the light? More amazingly wonderful adventures with the crazy inexhaustible teachers from *Where do Teachers Go at Night?*

SIMILAR TITLES

If you liked *The Magic School Bus* series, then you'll love *Where do Teachers go at Night* and *Where ELSE do Teachers go at Night!*

AUTHOR INFORMATION

Harriet Cuming is an early childhood teacher with 37 and a half years of experience – the half is very important. She has taught in Australia, Papua New Guinea and the United Kingdom, and currently lives on the Northern Beaches in Sydney, Australia.

ILLUSTRATOR INFORMATION

Sophie Nora's artistic talents were discovered by our team while she was on work experience with us. She has written and illustrated *Lisa Absolutely Loves Art*, and her illustrated work for *Yellow Dress Day* put her on the shortlist for the 2013 CBCA Crichton Award. Sophie enjoys playing across styles and mediums of illustration.

EDUCATIONAL APPLICABILITY

These books feature funny, rhyming text that encourages creativity and imaginative play. The detailed, vibrant artwork brings destinations from around the world to life, sparking an interest in geography. Additionally, these stories prompt children to see adults outside the context of their caregiver role and recognise that they are individuals with their own interests and preferences.

www.littlesteps.com.au
www.littlestepspublishing.co.uk



Where Else do Teachers Go at Night?

Written by Harriet Cuming
 Illustrated by Sophie Nora
 Published by Little Steps Publishing




DISCUSSION TOPICS

1. Show the children the front cover. Ask them if they can read the title and what they think the book might be about.
2. What did you think of the story?
3. Looking at the different teachers, can you make any guesses as to which subjects they teach?
4. Which one of the characters is your favourite teacher?
5. As you can see, teachers travel all over the world in their spare time. Have you been to any of the places mentioned in either book? If so, what were they like, and what did you do there?
6. Now that you've learnt about all these new places and the wild and wonderful activities there, where would you most like to visit?
7. Where do you think your teachers would go at night?
8. Have you thought about what kind of job you would like to have when you grow up? Has anyone thought of becoming a teacher?
9. What do you think are the best parts of being a teacher? And what do you think might be difficult?
10. What kind of qualities do you think a teacher would need to have?



SUBJECTS WORD SEARCH



Find these words:


Art
English
French
Geography
History
Mathematics
Music
Science
Sport

WORD SEARCH SOLUTION

I	A	E	M	E	N	N	D	Y	H	S	D	D	G	K
P	P	O	R	O	V	Y	H	S	D	C	F	Q	C	T
H	T	W	G	K	W	P	P	F	Q	I	C	H	L	I
E	Z	X	I	Z	A	I	V	Y	G	T	H	K	X	V
N	A	Y	I	R	I	X	T	A	P	A	I	M	A	I
M	T	X	G	T	D	J	M	X	C	M	S	D	N	H
R	L	O	R	V	P	M	R	Z	Z	E	T	A	A	A
E	E	S	C	I	E	N	C	E	Q	H	O	C	X	M
G	N	K	C	M	Y	F	B	X	Q	T	R	V	L	L
V	W	G	U	I	R	J	N	Q	A	A	Y	H	C	F
U	Z	P	L	E	S	L	H	E	Y	M	N	T	Z	K
T	W	T	N	I	B	U	C	D	C	P	Y	Q	W	A
R	V	C	S	N	S	K	M	Y	X	P	T	N	Q	I
A	H	V	O	W	U	H	T	R	O	P	S	B	D	N
B	T	R	I	V	N	Q	V	A	Y	N	X	Z	S	S

DRAWING ACTIVITY

Where else do you think the teachers would go, and what kinds of adventures would they have there? Draw your ideas in the space below.



CRAFT ACTIVITY

Create your own aurora borealis (on paper!)

What you'll need:

Coloured chalk
Black construction paper
White printer paper
Scissors
Glue
Pencil

Instructions

On the white piece of paper, draw a wavy line about a third of the way up the paper to be the mountain.

Cut the paper along this line, and then stick your cut out at the bottom of the black paper.

With the chalk, draw dark, broad lines of different colours on the edge of the mountain shape.

When you've finished outlining the top of the mountain in chalk, use your finger to rub the lines towards the top of the black sheet.

The final product should look something like this!



Credit to CBC
<https://www.cbc.ca/parents/play/view/how-to-draw-the-dancing-northern-lights>



TEACHER-INSPIRED TABLEAU

Why not join in the teachers' adventures with a game of tableau?

How to play:

Tableau is short for 'tableau vivant', the French for 'living picture'. The name is pretty self-explanatory as the game shows students how to work together to form a living picture.

Here's a list of places/activities you could use for your game:

Australia

Egypt

Crocodile Wrestling

Climbing Mount Fuji

Paris

Horse Riding

